MODELLO 4R HS

Calandre Oleodinamiche 4 Rulli
Hydraulic 4 Rolls Plate Bending Machines
Hydraulische 4 Walzen Rundbiegemaschinen

CARATTERISTICHE TECNICHE E DOTAZIONE STANDARD

- Questa gamma di macchine e' particolarmente adatta alla lavorazione di lamiere di acciaio, acciaio inox ed alluminio di piccole e medie dimensioni per la produzione di virole, in automatico con o senza gestione cnc, di vari diametri con o senza assi interpolati
- Agevole produzione di pezzi perfettamente cilindrici o pezzi multi raggio
- Posizionamento idraulico del rullo inferiore pressore e dei rulli laterali di piega
- Protezione di sovraccarico
- Rullo superiore azionato da motore idraulico accoppiato ad un riduttore planetario(dotato di sistema di protezione contro i sovraccarichi)
- Tre display digitali visualizzano la posizione dei rulli laterali e del rullo mobile
- Sgancio idraulico del rullo superiore
- Consolle separata con tutti i comandi centralizzati
- Struttura in acciaio elettrosaldato e sottoposta a rinvenimento termico
- Rulli in acciaio al carbonio SAE 1050 (CK 45) forgiato e temperato ad induzione, e sottoposti a severi controlli strutturali non distruttivi
- Calandratura conica
- Lubrificazione centralizzata
- Sistema di regolazione parallelismo dei rulli oleodinamico
- Progettata e costruita nel rispetto delle normative ce (marchio ce)
- Due velocita'di lavoro

ACCESSORI SPECIALI

- Controllo numerico
- Supporto verticale virola idraulico
- Supporti laterali virola idraulici per la produzione di grandi diametri
- Espulsore idraulico
- Rullo superiore intercambiabile per esecuzione di piccoli diametri
- Rulli rettificati e lucidati

CARATTERISTICHE UNITA' CNC

- Video grafico colori
- Tastiera integrata
- Floppy disk msdos 3.5'
- Connessione seriale RS 232
- Configurazione modulabile 2/4/6/8/12 ASSI
- Funzione autoapprendimento
- Archivio di 99 programmi ciascuno composto da 50 passi

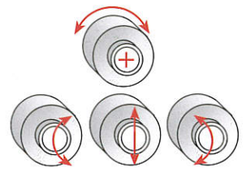

Model 4R HS 30-190

MODELLO 4R HS

Calandre Oleodinamiche 4 Rulli
Hydraulic 4 Rolls Plate Bending Machines
Hydraulische 4 Walzen Rundbiegemaschinen

TECHNICAL SPECIFICATIONS AND STANDARD ACCESSORIES

- *Very suitable for light and medium plates,aluminum or stainless steel*
- *Ferrules in full circle or varying radiuses can be done easily*
- *Pinch Roll and Lateral Rolls move with hydraulic pistons*
- *Overload Protection*
- *Top Roll is powered by hydromotor and planetary gearbox*
- *Three digital readouts for easy roll positioning*
- *Hydraulic Drop-End for easy removal of finished ferrule*
- *Easy operation with Mobile Control Panel*
- *Welded Steel frames*
- *Induction hardened forged or rolled SAE 1050 (CK 45) Steel Rolls*
- *Conical Bending device*
- *Central lubrication system*
- *Hydraulic balancing system*
- *Built according to EC Safety Directives and has CE Mark*
- *Double Speed Working system*

OPTIONAL EQUIPMENT

- *Automation with NC Control*
- *Overhead Crane for large diameters*
- *Hydraulic Lateral Supports for large diameters*
- *Hydraulic plate ejector*
- *Interchangeable top roll for smaller diameter bending*
- *Ground and polished rolls*

TECHNISCHE DATEN UND STANDARDAUSSTATTUNG

- *Die Modellreihe 4R HS ist für dünne und mittlere Aluminium-, Stahl- und Edelstahlbleche konstruiert und aus einer Stahlschweiß- Konstruktion gefertigt*
- *Das Walzen von Rohren und verschiedenen Radien ist sehr einfach durchzuführen*
- *Hydraulische Verstellung der Unter- und Seitenwalzen*
- *Überlastschutz*
- *Oberwalze wird über Planeten Reduktionsgetriebe angetrieben*
- *3 Digitalanzeigen für Unter- und Seitenwalzen*
- *Hydraulisches Klapplager zur leichten Entnahme des Werkstückes*
- *Elektrisch mobiles Bedienpult*
- *Stahlschweiss-Konstruktion*
- *Gehärtete Walzen aus geschmiedetem SAE 1050 Qualitätsstahl*
- *Konischbiegeeinrichtung*
- *Zentralschmierung*
- *Hydraulisches Balancesystem*
- *2 Walzengeschwindigkeiten*
- *CE- Ausführung*

SONDERZUBEHÖR

- *NC Steuerung*
- *Hydraulisch oder mechanischer Kran an der Maschine*
- *Hydraulischer Seitensupport*
- *Hydraulische Materialentnahme*
- *Auswechselbare Oberwalze*
- *Geschliffene und polierte Walzen*



Optional CNC
Optional NC control
Sonderausrüstung NC

Ring Roll

MODELLO 4R HS

Calandre Oleodinamiche 4 Rulli
4R HS Hydraulic 4-Rolls Plate Bending Machines
4R HS Hydraulische 4-Walzen Rundbiegemaschinen



4R HS

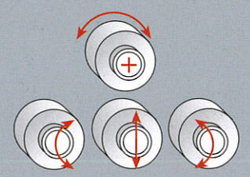

MODELLO MODELL	Lunghezza utile Usefull length Biegelänge	Spessore calandrabile Without prebending Ohne Anbiegung	Diametro minimo = Rullo superiore x5 Min.Diameter = top roll Ø x 5 Min.Durchmesser = Oberwalze Ø x 5		Spessore invitabile With prebending Mit Anbiegung	Spessore calandrabile Without prebending Ohne Anbiegung	Diametro minimo = Rullo superiore x1.5 Min.Diameter = top roll Øx 1.5 Min.Durchmesser = Oberwalze Øx 1.5		Spessore invitabile With prebending Mit Anbiegung	Rulli centrali Ø Central rolls Ø Zentralwalzen Ø	Rulli laterali Ø Side rolls Ø Seitenwalzen Ø	Potenza motore Motor power Motorleistung	Velocita'lavoro Working speed Arbeitsgeschwindigkeit	Dimensioni Machine Dimensions Maschinen Masse	Peso Weight Gewicht
	mm	mm	mm		mm	mm	mm		mm	mm	mm	kW	m/min. (dak)	mm	kg
4R HS 10-150	1050	8	6		4	150	130		4	1.5 - 6				2500x850x950	1300
4R HS 10-170	1050	9	7		5	170/160	150		4	1.5 - 6				2500x900x1000	1600
4R HS 15-150	1550	6	4		3	150	130		4	1.5 - 6				3000x850x950	1650
4R HS 15-170	1550	8	6		4	170/160	150		4	1.5 - 6				3000x900x1000	1950
4R HS 20-150	2050	4	3		2	150	130		4	1.5 - 6				3500x850x950	2000
4R HS 20-170	2050	6	4		3	170/160	150		4	1.5 - 6				3500x900x1000	2300
4R HS 20-190	2050	8	6		4	190	150		7.5	1.5 - 6				3500x1100x1300	3500
4R HS 20-220	2050	10	8		6	220	160		7.5	1.5 - 6				3700x1200x1400	4500
4R HS 20-245	2050	13	10		8	245	180		7.5	1.5 - 6				4000x1500x1500	6000
4R HS 20-260	2050	16	13		10	260	200		7.5	1.5 - 6				4000x1600x1700	6500
4R HS 25-190	2550	6	4		3	190	150		7.5	1.5 - 6				4000x1100x1300	4000
4R HS 25-220	2550	8	6		4	220	160		7.5	1.5 - 6				4200x1200x1400	5000
4R HS 25-245	2550	10	8		6	245	180		7.5	1.5 - 6				4500x1500x1500	6600
4R HS 25-260	2550	13	10		8	260	200		7.5	1.5 - 6				4500x1600x1700	7200
4R HS 30-190	3100	5	3		2	190	150		7.5	1.5 - 6				4500x1100x1300	4500
4R HS 30-220	3100	7	5		3	220	160		7.5	1.5 - 6				4700x1200x1400	5500
4R HS 30-245	3100	8	6		4	245	180		7.5	1.5 - 6				5000x1500x1500	7200
4R HS 30-260	3100	10	8		6	260	200		7.5	1.5 - 6				5000x1600x1700	7900
4R HS 40-260	4100	6	4		3	260	200		7.5	1.5 - 6				6000x1600x1700	9300

- *Le capacita si intendono per lamiere con snervamento pari a24 kg/mm²*
- *Plate bending capacities are given for 24 kg/mm² plate yielding strength.*
- *Blechbiegeleistungen sind für 24 kg/mm² Blechbiegegrenze.*

Ring Roll

MODELLO 4R HSS

Calandre Oleodinamiche 4 Rulli
4R HSS Hydraulic 4-Rolls Plate Bending Machines
4R HSS Hydraulische 4-Walzen Rundbiegemaschinen

4R HSS

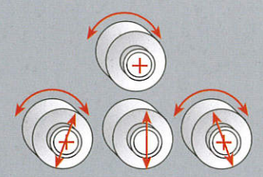

MODELLO MODELL	Lunghezza utile Usefull length Biegelänge	Spessore calandrabile Without prebending Ohne Anbiegung	Diametro minimo = Rullo superiore x5 Min.Diameter = top roll Ø x 5 Min.Durchmesser = Oberwalze Ø x 5		Spessore invitabile With prebending Mit Anbiegung	Spessore calandrabile Without prebending Ohne Anbiegung	Diametro minimo = Rullo superiore x1.5 Min.Diameter = top roll Øx 1.5 Min.Durchmesser = Oberwalze Øx 1.5		Spessore invitabile With prebending Mit Anbiegung	Rulli centrali Ø Central rolls Ø Zentralwalzen Ø	Rulli laterali Ø Side rolls Ø Seitenwalzen Ø	Potenza motore Motor power Motorleistung	Velocita'lavoro Working speed Arbeitsgeschwindigkeit	Dimensioni Machine Dimensions Maschinen Masse	Peso Weight Gewicht
	mm	mm	mm		mm	mm	mm		mm	mm	mm	kW	m/min. (dak)	mm	kg
4R HSS 20-280	2050	20	16		12	280	220		15	1.5 - 5				4500x1850x1800	7000
4R HSS 20-320	2050	25	20		16	320	240		18.5	1.5 - 5				4700x1900x1900	9000
4R HSS 20-350	2050	30	25		20	350	260		22	1.5 - 5				5000x2000x1900	11000
4R HSS 20-380	2050	40	30		25	380	280		30	1.5 - 5				5000x2450x2000	13000
4R HSS 20-400	2050	45	35		30	400	300		37	1.5 - 5				5200x2400x2300	15000
4R HSS 20-460	2050	50	40		35	460	380		45	1.5 - 5				5500x2400x2600	20000
4R HSS 20-500 *	2050	55	50		40	500	400		45	1 - 4				5500x3000x2600	30000
4R HSS 20-550 *	2050	60	50		45	550	450		66	1 - 4				5500x3000x2900	40000
4R HSS 25-280	2550	16	12		10	280	220		15	1.5 - 5				5000x1850x1800	8500
4R HSS 25-320	2550	20	16		12	320	240		18.5	1.5 - 5				5200x1900x1900	11000
4R HSS 25-350	2550	25	20		16	350	260		22	1.5 - 5				5500x2000x1900	13000
4R HSS 25-380	2550	30	25		20	380	280		30	1.5 - 5				5500x2450x2000	16000
4R HSS 25-400	2550	40	30		25	400	300		37	1.5 - 5				5700x2400x2300	18000
4R HSS 25-460	2550	45	35		30	460	380		45	1.5 - 5				6000x2400x2600	22500
4R HSS 25-500 *	2550	50	40		35	500	400		45	1 - 4				6000x3000x2600	33000
4R HSS 25-550 *	2550	55	45		40	550	450		66	1 - 4				6000x3000x2900	43500
4R HSS 30-280	3100	12	10		8	280	220		15	1.5 - 5				5500x1700x1800	10000
4R HSS 30-320	3100	16	12		10	320	240		18.5	1.5 - 5				5700x1800x1900	13000
4R HSS 30-350	3100	20	16		12	350	260		22	1.5 - 5				6000x2200x1900	15000
4R HSS 30-380	3100	25	20		16	380	280		30	1.5 - 5				6000x2300x2000	18000
4R HSS 30-400	3100	30	25		20	400	300		37	1.5 - 5				6200x2300x2300	20000
4R HSS 30-460	3100	40	30		25	460	380		45	1.5 - 5				6500x2400x2600	25000
4R HSS 30-500 *	3100	45	35		30	500	400		45	1 - 4				6500x2500x2600	36000
4R HSS 30-550 *	3100	50	40		35	550	450		66	1 - 4				6500x2850x2900	47000
4R HSS 40-280	4100	8	6		4	280	220		15	1.5 - 5				6500x1700x1800	13000
4R HSS 40-320	4100	10	8		6	320	240		18.5	1.5 - 5				6700x1800x1900	16000
4R HSS 40-350	4100	12	10		8	350	260		22	1.5 - 5				7000x2200x1900	19000
4R HSS 40-380	4100	16	12		10	380	280		30	1.5 - 5				7000x2300x2000	22000
4R HSS 40-400	4100	20	16		12	400	300		37	1.5 - 5				7200x2300x2300	25000
4R HSS 40-460	4100	25	20		16	460	380		45	1.5 - 5				7500x2400x2600	30000
4R HSS 40-500 *	4100	35	25		20	500	400		45	1 - 4				7500x2500x2600	42000
4R HSS 40-550 *	4100	40	30		25	550	450		66	1 - 4				7500x2850x2900	54000

** İşaretli modeller üst top Ø x 2*
** Marked models with top roll Ø x 2*
** Kennzeichnete Modelle mit Oberwalzen Ø x 2*

- *Le capacita si intendono per lamiere con snervamento pari a24 kg/mm²*
- *Plate bending capacities are given for 24 kg/mm² plate yielding strength.*
- *Blechbiegeleistungen sind für 24 kg/mm² Blechbiegegrenze.*